

120C

Dry dial single jet water meter Composite body



Main Characteristics

DN 15

Magnetic transmission

Suitable up to 40°C as a cold water meter

Suitable up to 90°C as a warm water meter

Insensitive to upstream disruptive elements

355° swiveling register

High resistance to water impurities

AMR pre-equipped for pulse or radio interface

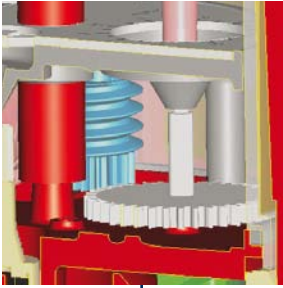
Available with non return valve

Application

When you are searching for a compact water meter with a good cost-performance ratio the 120C with its many advantages is the perfect solution.

This dry dial single jet meter is a water meter for billing purposes with an integrated AMR interface for easy and versatile read out.

Not only its outstanding metrology argues for this tamper-proof meter but also its innovative design made of environmental friendly Composite. In addition to its environmental friendliness this material offers many special features, e.g. the resistance against aggressive water and high forces.



Protected against misuse

A special safety device offers resistance against mechanical forces.

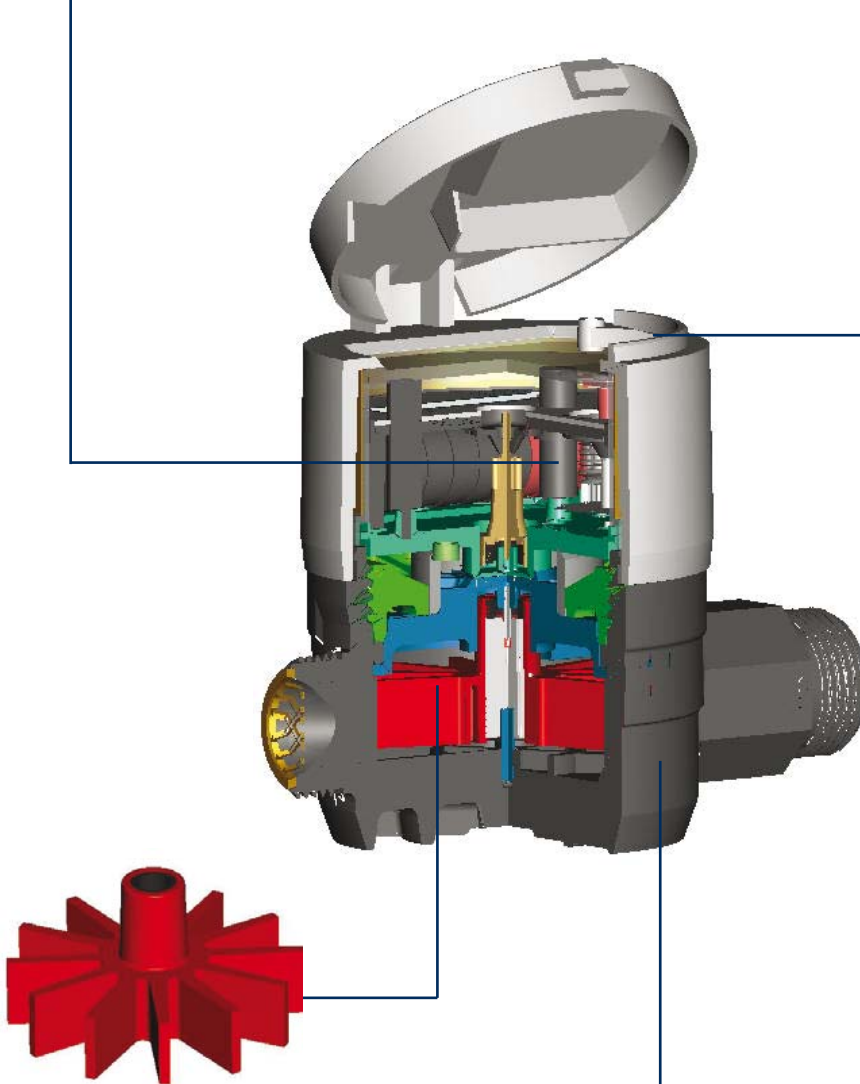
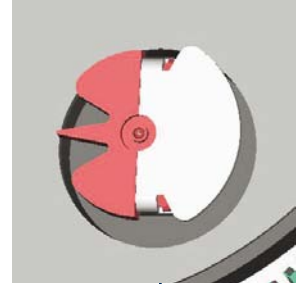
Protection against magnetic manipulation is guaranteed through a special shield.

An annular shield protects the meter against manipulation with a hot needle*

HRI Interface

The 120C can be equipped with all the Sensus advanced module range.

With an accuracy of less than 1ppm (i.e. deviation less than 1 liter with more than 1.000 m³ registered) the interface remains reliable in any circumstance.



Composite body

Through the combination of high grade polymer reinforced with 50% glass fibers this body has a high resiliency and stability during extended meter life. It is stable against chemicals and aggressive water, e.g. desalinated water or chlorine.

This environmental friendly product has no more heavy metals like lead or zinc which makes it 100% suitable for drinking water.

Metrology

The injected body assures high dimension stability; therefore metrological performance that almost reaches class C can be expected.

* optional



Communication

The 120C can be equipped with all the Sensus advanced module range.

Different modules with integrated functions are available:

1. HRI Pulse Unit (A-version)

The liter pointer activates the HRI allowing a basic resolution of one liter per pulse. The output pulse value can be factory set using the divisor D (e.g. D = 100 means 1 pulse per 100 liters). The possible pulse output D values are (amongst others):
1 / 10 / 100 / 1000 / 2.5 / 25 / 250

2. HRI Data Unit (B-version)

The HRI Data Unit is a data interface which provides an accurate meter reading as well as the serial or customer ID. The pulse output as described above is also included. The HRI Data Unit can be connected to a M-Bus network for remote read or a MiniPad for mobile inductive read (MiniBus), both in accordance with the IEC 870. HRI Data Unit with Sensus protocol can also be supplied on request.

3. Sensus((S))cout Radio Unit

This integrated module in conjunction with the reliable HRI sensing technology provides the option of an easy and quick remote reading capability through a mobile or fixed radio network.

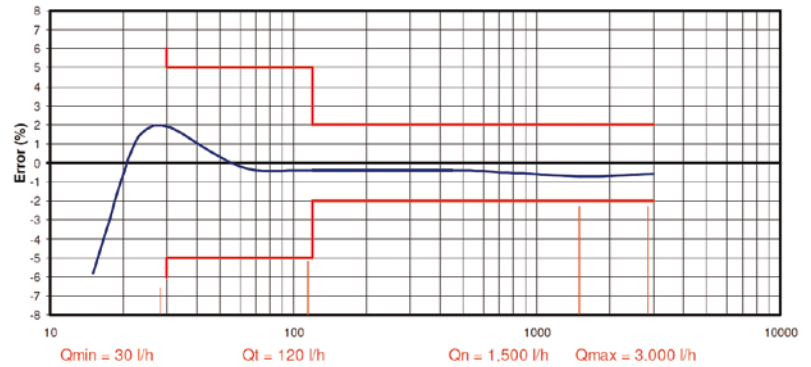
Composite body

Sensus is the world leader in producing Composite meters and was the first manufacturer that introduced Composite meters into the market.

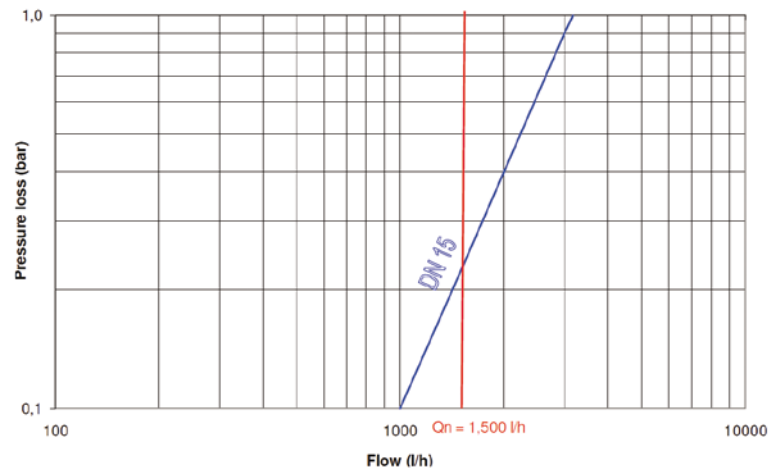
The design of the 120C is the result of longstanding experience combined with tests that verifies meter usage under extreme conditions.

This meter can be installed in tropical surroundings for long years without strength loss.

Typical Accuracy Curve



Typical Head Loss Curve



Approvals

Acc. EEC directive 75/33/EC:Size:

D 04	Qn 1,5
6.131.32	Class B (H) / A other positions
D 04	Qn 1,5
6.331.23	Class B (H) / A other positions

Technical characteristics

Metrological characteristics – EEC Directive 75/33

Nominal Size	DN	mm	15
Nominal flowrate	Q _n	m ³ /h	1,5
Metrological class		B(H) / A	
Maximum flowrate	Q _{max}	m ³ /h	3,0
Minimum flowrate (tolerance 5%)	Q _{min}	l/h	30
Transitional flowrate (tolerance ± 2%)	Q _t	l/h	120

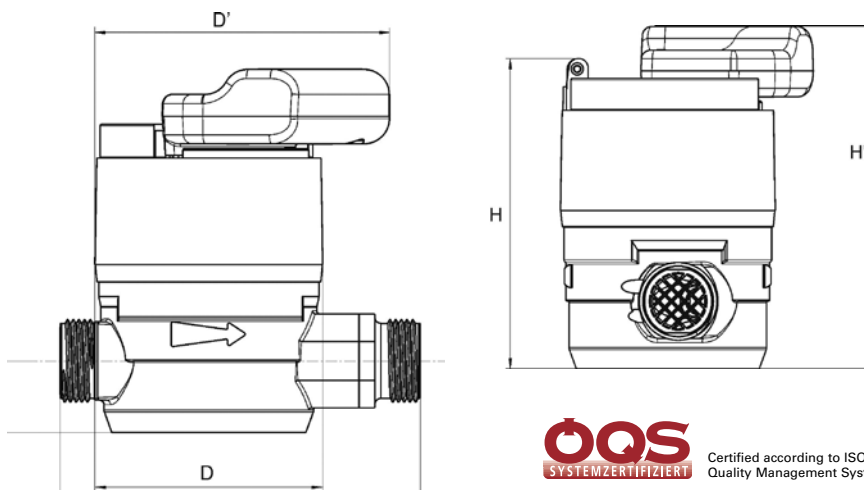
Operational characteristics (Manufacturers data; non-contractual)

Nominal Size	DN	mm	15
Starting flowrate		l/h	7
Minimum flowrate		l/h	20
Transitional flowrate		l/h	60
Maximum registration		m ³	10 ⁵
Lowest resolution		l	0,05
Pressure loss at Q _{max}		bar	0,9
Pressure class	PN	bar	10

Sizes and weight

Nominal Size	DN	mm	15		
Length	L	mm	110	115	
Width	D	mm	73	73	
Width (with assembled HRI)	D'	mm	94	94	
Total height	H	mm	105	105	
Total height (with assembled HRI)	H'	mm	116	116	
Height to pipe axis	h	mm	23	23	
Piping dimension		inch	1/2"	1/2"	
Tail	Diameter		G3/4" B	G3/4" B	G7/8" x 3/4"
Piece		mm	26,44	26,44	
Thread	Pitch		1,814	1,814	
Weight		g	290	300	305

Dimensions



Certified according to ISO 9001
Quality Management System OQS Reg.no. 3496/0

UK & Ireland Enquiries

Sensus Metering Systems 11 The Quadrangle, Abbey Park, Romsey, Hampshire SO51 9DL UK
T: +44 (0) 1794 526100 F: +44 (0) 1794 526101 Email: info.gb@sensus.com www.sensus.com

International Enquiries

Sensus GmbH Ludwigshafen Industriestrasse 16, 67063 Ludwigshafen Germany
T: +49 (0) 621-6904-0 F: +49 (0) 621-6904-1409 Email: info.int@sensus.com www.sensus.com