

# ResidiaJet-C Qn 1,5

Single jet water meter with composite housing and modular register and communication module option



## Main characteristics

**Housing made of high grade composite material**

**Modular register; prepared to take an electronic communication module (e.g. Radio, M-Bus)**

**Option** Factory fitted with an electronic communication module

**base r** Radio module, fully compatible with "SensusBase" submeter radio system

**Residia-M** M-Bus module for systems in accordance with EN 13757-3 (IEC 870/EN 1434-3)

**Residia-P** Pulse module for digital pulses (e.g. for remote counting)

**Single jet dry dial meter** with magnetic coupling

**Protection against external magnetic fields** in accordance with EN 14 154, but over the whole measuring range

Suitable up to 30 °C as a cold water meter

Suitable up to 90 °C as a hot water meter

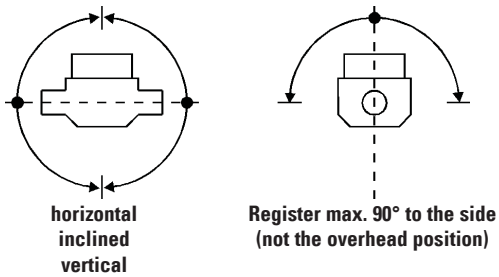
Installation position optional, except the overhead position

Meter head can be aligned for the best readout position

Meter fitted with a push on cowl and hinged plastic protective cover, dark blue



## Permissible Installation position



Metrological Class B is achieved with horizontal installation, register upwards

## Performance Data

Rated flow rate	$Q_n$	$m^3/h$	1.5
Maximum flow rate	$Q_{max}$	$m^3/h$	3,0
Transitional flow rate	$Q_t$	l/h	120
Minimum flow rate:			
horizontal installation; register upwards	$Q_{min}$	l/h	30
vertical installation or register inclined	$Q_{min}$	l/h	60
Maximum Working pressure	PN	bar	10
Test pressure	P	bar	16
Pressure loss at $Q_{max}$		bar	1
Flow rate at 1 bar pressure loss		$m^3/h$	3
Maximum water temperature:			
Cold water version		°C	30
Hot water version		°C	90
Display range		$m^3$	100000
Minimum reading (can only be read off if no module is fitted on)		l	0.1

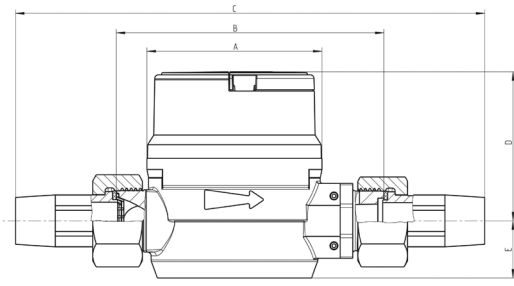
## Technical Data for the optional communication module

### Base r radio module

Working voltage	DC 3 V (Lithium battery)
Battery life	12 + 1 years
Radio frequency	868,3 MHz
Transmission power	< 5 mW
Transmission frequency	6 times / 24 h
Ambient temperature	
For transport and storage	- 25 ... + 60 °C
In operation	0 ... 55 °C
Enclosure class	IP 65

Other communication modules on request

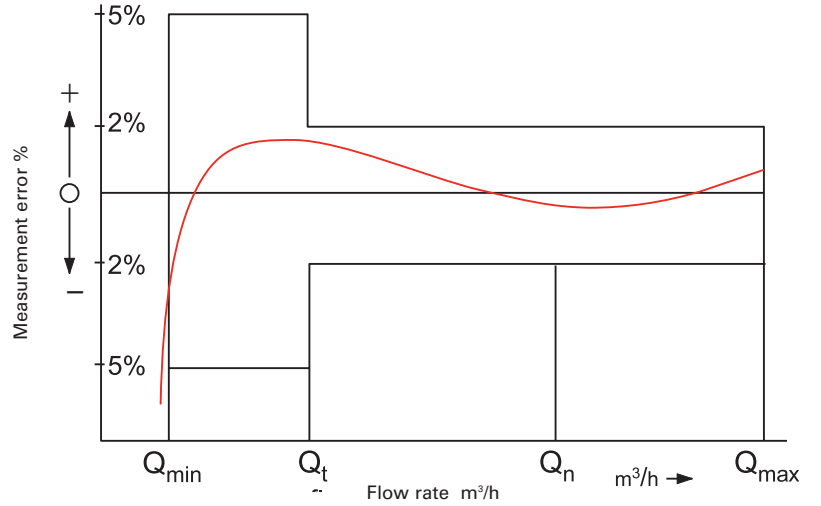
## Dimensional picture



## Materials

Housing:	Composite
Impeller:	Plastic
Impeller shaft:	Bronze
Annular magnets:	Ceramic permanent magnets
Sealing plate:	Plastic
Gears and drives:	Plastic
Cowl:	Plastic
Bearing jewels:	Sapphire

## Typical measurement error curve

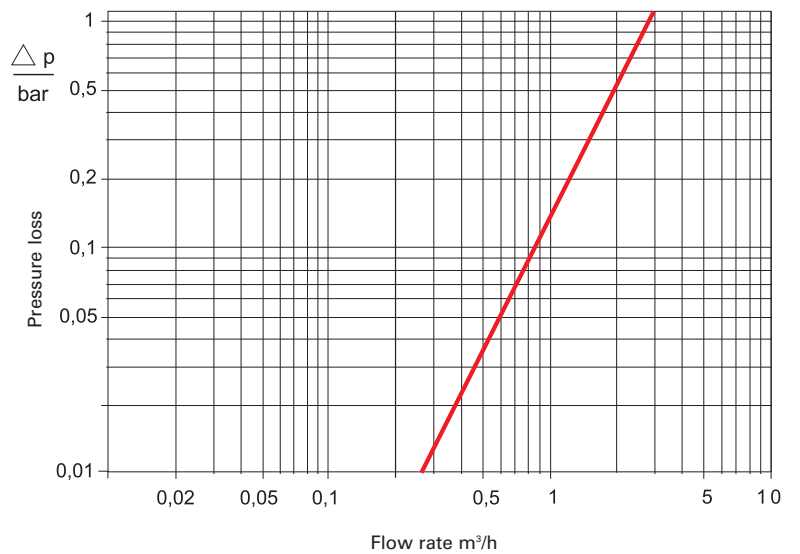


## Dimensions and weights

Installed length	mm	110*
Meter fitting thread	inches	G $\frac{3}{4}$
Pipe connection thread	inches	R $\frac{1}{2}$
Dimension	a mm	70.5
	b mm	110*
	c mm	189
	d mm	60
	e mm	23
Weight	kg	0.27

\* variable  $\pm 2,5$  mm

## Typical pressure loss curve



# Ordering instructions

The meter is defined by a variant configurator. The Order Ref. No. (Order Ref. Code) is formed by inserting the particular feature codes at the relevant place.

The following table names all selectable features and their codes.

Boxes 5, 10 and 11 must be filled in.

The standard variants with Order Ref. No. are listed following the summary below.

Feature	Feature value	Code	Boxes / positions in the Order Ref. No										
			1	2	3	4	5	6	7	8	9	10	11
	Coding / Order Ref. No.>		R	S	B	E		B	C	E	U		
Meter type	Single jet meter	RS											
Nominal size	Qn 1,5	B											
Approval	EU	E											
Medium-Temperature	Cold water 30 °C	K											
	Hot water 90 °C	W											
Installed length / Connection	110 mm R ½" (G ¾")	B											
Housing	Composite	C											
Logo/Labeling	Europe Standard	EU											
Metrol. Class/Calibration	EAH	1											
	EBH	2											
Communication module	No module	X											
	Radio module Base-R	R											

**Example:**  
 Single jet meter; Qn 1.5; Europe version; for cold water  
 Installed length 110 mm R ½"; composite housing;  
 Europe-Labeling; Class B; no module

Order Ref. No. 

R	S	B	E	K	B	C	E	U	2	X
---	---	---	---	---	---	---	---	---	---	---

## Order Ref. Numbers for standard variants

Model designation	Temperature stage	Installed length / Connection	Order Ref. No.
ResidiaJet-C Qn 1,5	30 °C	110 mm R ½" (G ¾")	88125321
ResidiaJet-C Qn 1,5	90 °C	110 mm R ½" (G ¾")	88125331



**qualityaustria**  
Succeed with Quality

Certified according to ISO 9001  
Quality Management System Quality Austria Reg.no. 3496/0



### UK & Ireland Enquiries

Sensus UK Systems Ltd, International House, Southampton International Business Park,  
George Curl Way, Southampton SO18 2RZ UK  
T: +44 (0) 1794 526100 F: +44 (0) 1794 526101 Email: info.gb@sensus.com [www.sensus.com](http://www.sensus.com)

### International Enquiries

Sensus GmbH Ludwigshafen Industriestrasse 16, 67063 Ludwigshafen Germany  
T: +49 (0) 621-6904-0 F: +49 (0) 621-6904-1409 Email: info.int@sensus.com [www.sensus.com](http://www.sensus.com)